



USB Car Bluetooth Receiver  
V2.3



## Happy?

We're thrilled! If you love your  
Devices

- Tell your friends and car club owners.
- Write a nice review on shopping sites

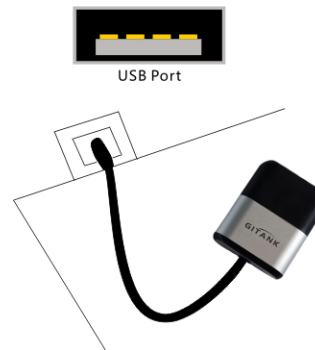


## Not Happy?

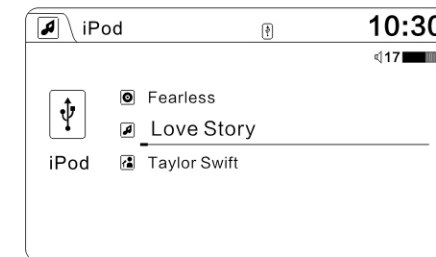
Send a note to  
[support@thegitank.com](mailto:support@thegitank.com)  
And we'll get back to you immediately.  
Our friendly customer service team  
will work tirelessly to get a smile  
back on your face!

## Getting Started:

1. Start the vehicle, plug the GITANK device into the USB port on the vehicle and wait for the indicator light to flash.



2. Select the playback source, press the button on the vehicle to select USB or iPod playback source.



Different cars have different buttons, usually press the buttons on the car multiple times until it goes to USB or iPod (e.g. AUX button, iPod button, USB button, media button, etc.)

3. Turn on your cell phone's Bluetooth, search for "GITANK 200A" and click pairing.



4. Open the music APP in your phone and play music.

## FAQ:

**1. Bluetooth device is paired, screen cannot load iPod?**

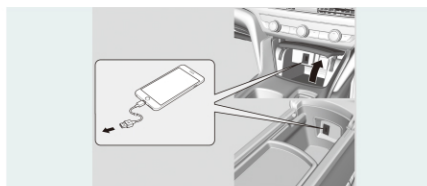
**Solution :**

A. Check that the Bluetooth device is plugged into the factory USB port, do not plug the device into the USB port of the cigarette lighter.



B. If there are USB ports in different locations in the vehicle, try plugging the device into a different USB port.

C. Please check if the vehicle supports the iPod function, you can plug your iPod or iPhone into the USB port of the vehicle.



If your car supports iPod functionality, but plugging a Bluetooth device into the USB port does not recognize the iPod, please contact us!  
Email : [support@thegitank.com](mailto:support@thegitank.com)

**2. Music playback occasionally stutters?**

**Solution :**

A. Please restart your phone.

B. If your phone is connected to the factory Bluetooth, disconnect the factory Bluetooth and plug the device back in once.

**3. Playing music with low sound?**

**Solution :**

A. After pairing Bluetooth, turn your phone's Bluetooth volume to 100%. Please restart your phone.

**4. Playback without sound?**

**Solution :**

A. Please disconnect your cell phone and other Bluetooth pairing, and keep the link with "GITANK 200A" only.

B. Reboot the phone and then unplug the device again.

**5. The Bluetooth on the Apple phone is connected, but the car shows no connection and the phone still has sound.**

Solution: Ignore Bluetooth, wait about 10 seconds, and then reconnect Bluetooth.

**6. Bluetooth of Android phone is connected, but the Bluetooth volume cannot be adjusted up.**

Solution: Turn on the "Sync volume with phone" function.

Properties

**Keep volume consistent**

Keep the volume of Bluetooth devices and the phone strictly consistent. You can turn this feature on and off when media isn't playing in the background.

